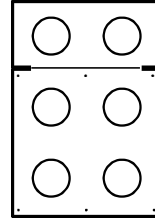
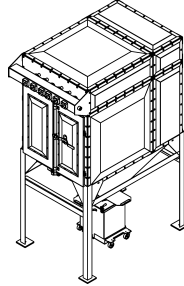
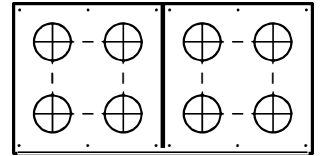
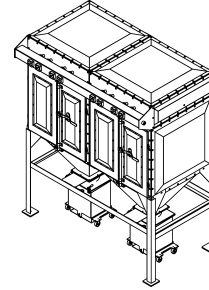


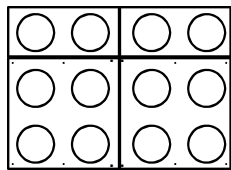
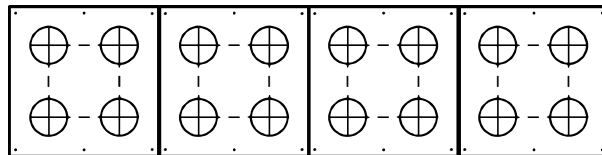
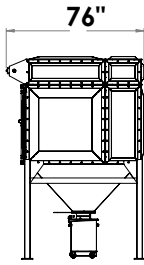
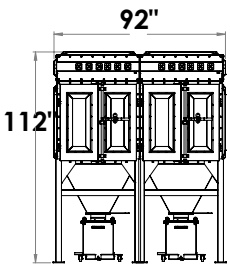
**CVC-4**



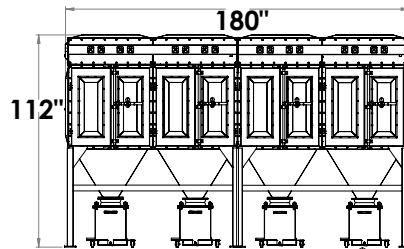
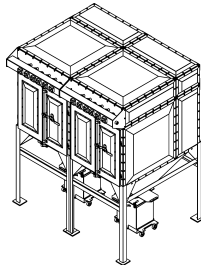
**CVC-6**



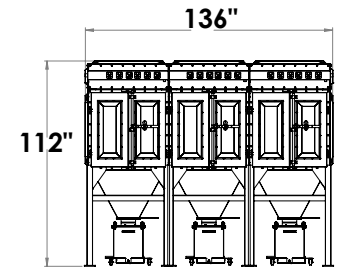
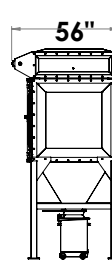
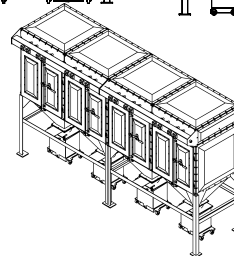
**CVC-8**



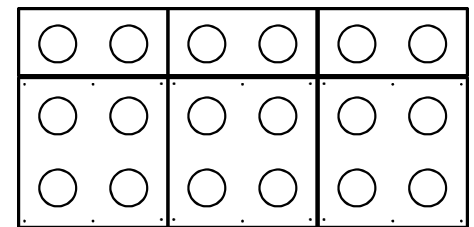
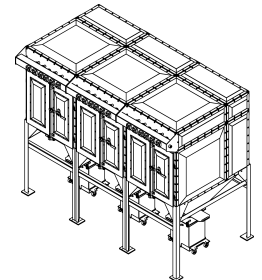
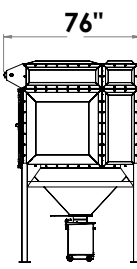
**CVC-12**



**CVC-16**



**CVC-18**



MODEL	CARTRIDGE NUMBER	HOPPER NUMBER	FILTER AREA (SF)*	AIRFLOW RANGE		WEIGHT	MODEL
CVC 4	4	1	1,248	650	4,300	1,250	CVC 4
CVC 6	6	1	1,872	975	6,500	2,000	CVC 6
CVC 8	8	2	2,496	1,300	8,600	2,500	CVC 8
CVC 12	12	2	3,744	1,950	12,900	4,000	CVC 12
CVC 16	16	4	4,992	2,600	17,000	5,000	CVC 16
CVC 18	18	3	5,616	3,900	25,800	6,000	CVC 18

\* SF based on Standard Cellulose Media

\*\* Factory reserves the right to change weights and dimensional data w/out notice.

Overall height does not include HEPA add-on, top mounted fan, or transitions. Custom sizes and arrangements available upon request.