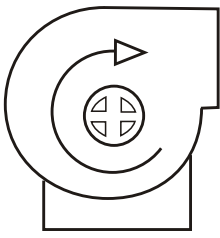
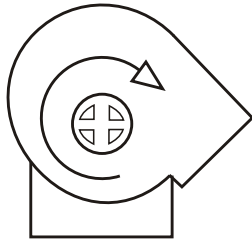



**CLOCKWISE**



**CW-TH  
TOP HORIZONTAL**




**CW-TAD  
TOP ANGULAR  
DOWN**



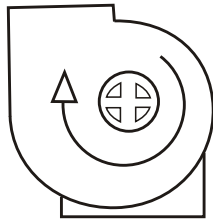
**CW-DB  
DOWN BLAST**




**CW-BAD  
BOTTOM ANGULAR  
DOWN**



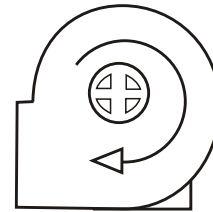
**CW-TAU  
TOP ANGULAR  
UP**



**CW-UB  
UP BLAST**




**CW-BAU  
BOTTOM ANGULAR  
UP**

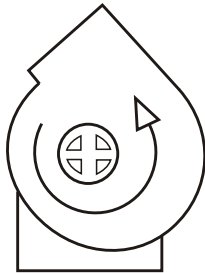


**CW-BH  
BOTTOM HORIZONTAL**


**COUNTER CLOCKWISE**




**CCW-TH  
TOP HORIZONTAL**



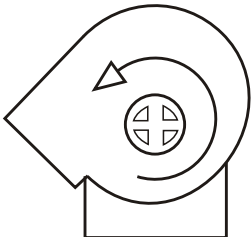
**CCW-TAU  
TOP ANGULAR  
TOP**




**CCW-UB  
UP BLAST**



**CCW-BAU  
BOTTOM ANGULAR  
UP**




**CCW-TAD  
TOP ANGULAR  
DOWN**



**CCW-DB  
DOWN BLAST**



**CCW-BAD  
BOTTOM ANGULAR  
DOWN**



**CCW-BH  
BOTTOM HORIZONTAL**

NOTE: YOU ARE LOOKING AT THE FAN FROM THE MOTOR END